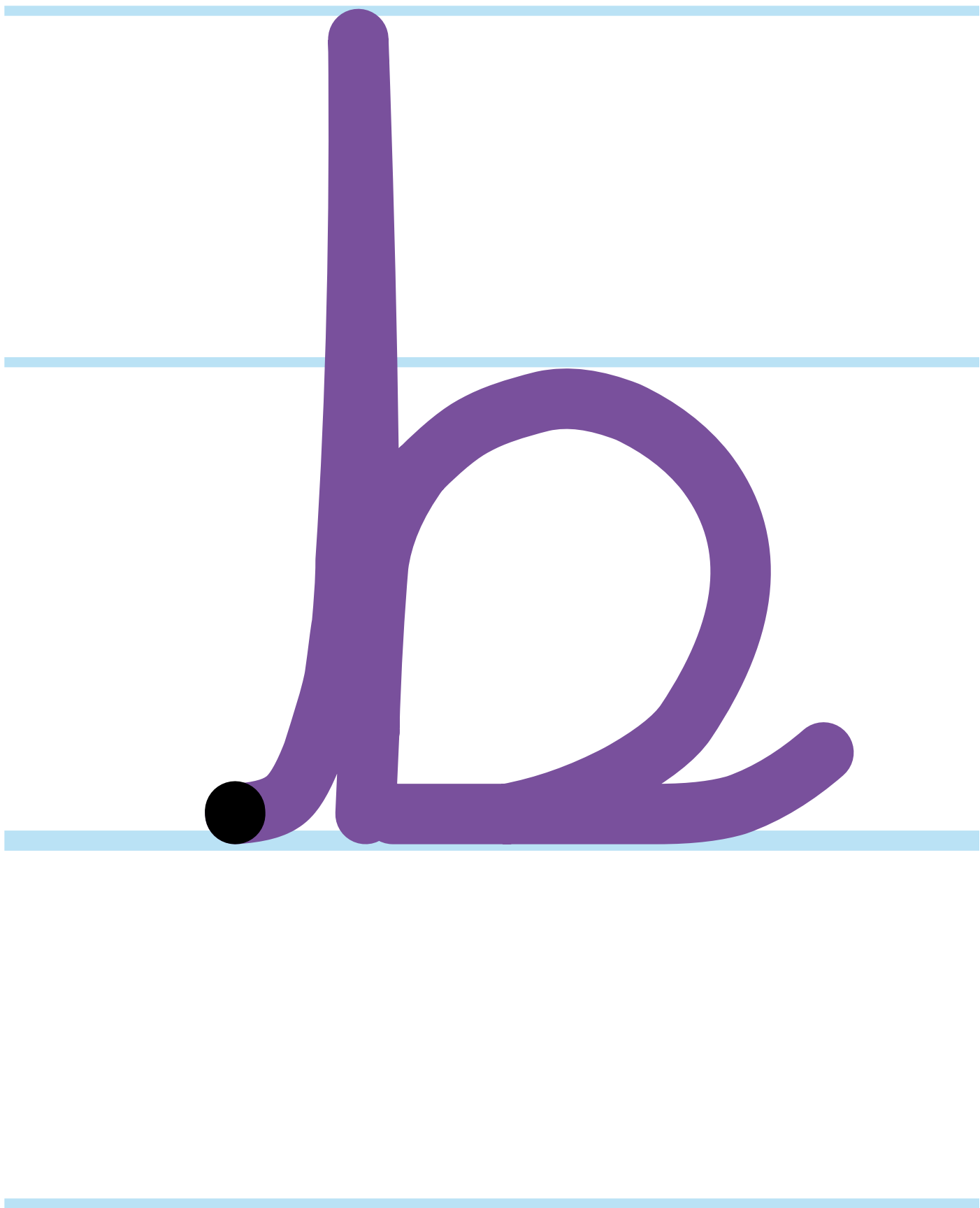



a

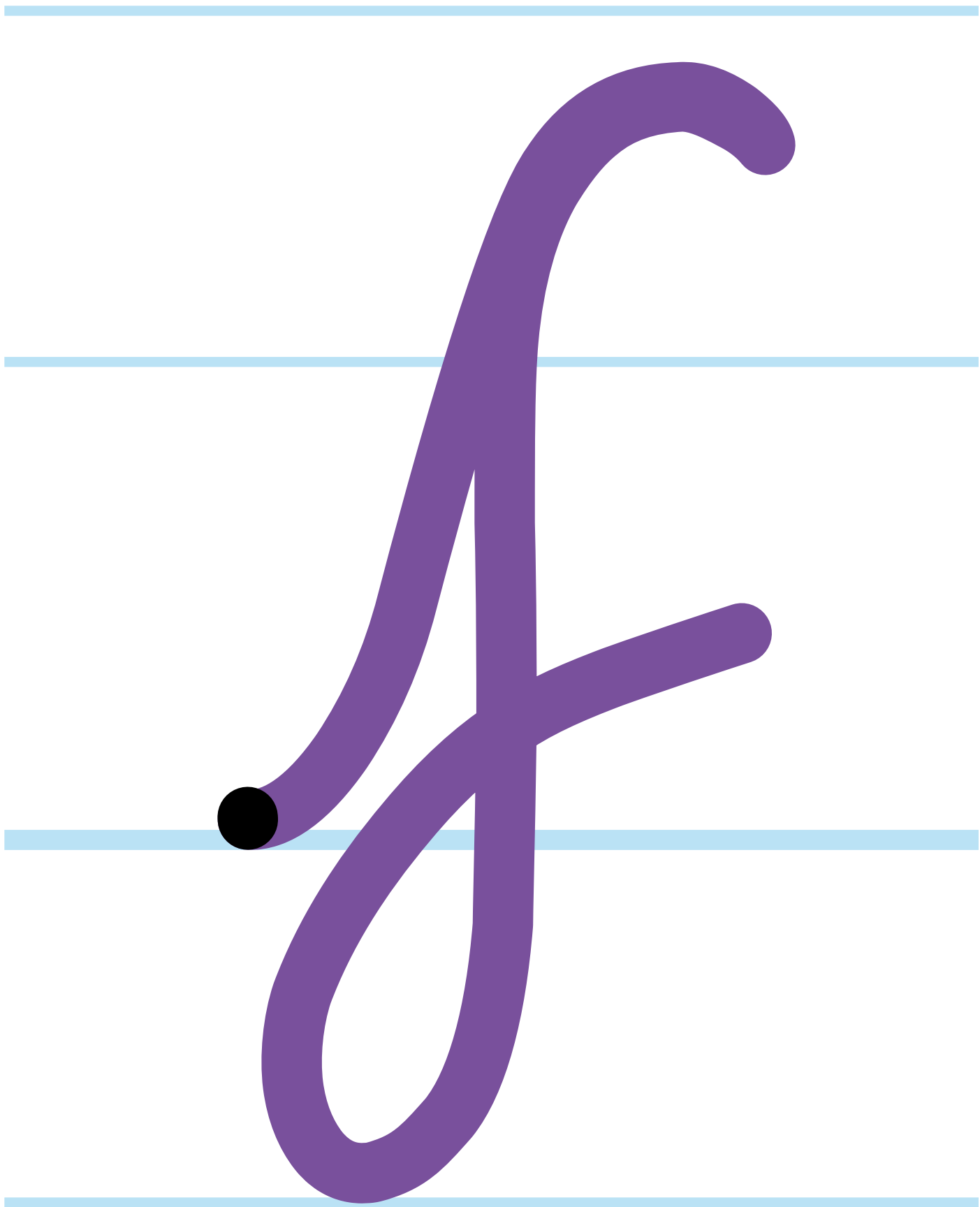




A large, purple cursive letter 'c' is positioned on a set of four horizontal blue lines. The letter starts with a black dot on the bottom line, curves upwards to touch the middle line, then curves back down to touch the bottom line, and finally curves to the right. The letter is designed for handwriting practice.




Q








A large, purple cursive letter 'g' is shown on a four-line handwriting guide. The letter starts with a black dot on the second line from the top. It curves up to touch the top line, then loops back down to touch the bottom line, and finally extends to the right, crossing the middle line.








A large, purple cursive letter 'j' is shown on a four-line handwriting grid. The letter starts with a purple dot above the second line from the top. A thick purple stroke descends from this dot, crossing the second line, then loops back to the left to cross the third line, and finally loops back to the right to cross the bottom line. A black dot is placed on the third line to indicate the starting point for the second stroke of the letter. The grid consists of four horizontal light blue lines.

A large, purple cursive lowercase letter 'k' is centered on a set of four horizontal light blue lines. The letter starts with a black dot on the bottom line, indicating the starting point for writing. The letter's stem reaches the top line, and its loops and curves are contained within the middle two lines. The bottom line serves as the baseline for the letter.



---

---

m

---


n

o

p










a







S

A large, purple lowercase letter 't' is centered on a set of four horizontal blue lines. The top line is the highest, the second line is the middle, the third line is the baseline, and the bottom line is the lowest. The letter 't' starts with a black dot on the baseline. It has a vertical stem that goes up to the second line, a horizontal crossbar on the second line, and a curved tail that goes down to the baseline and then curves to the right. The letter is designed for a child to trace or copy.











x





y

